


### Luminaire Photograph



Light Output Ratio:	84.5%	
Luminaire Power:	11.22 W	
SHR Nominal:	0.00	Calculated using the TM5
SHR Maximum:	0.30	fine grid method.

C Range: 0 - 360DEG  
C Interval: 30.0DEG  
Test Speed: HIGH  
Temperature: 25.3 °C  
Operators: zoe  
Test Date: 2024-9-12

$\gamma$  Range: 0 - 180DEG  
 $\gamma$  Interval: 1.0DEG  
Test System: EVERFINE GO-SPEX500\_V1 SYSTEM V2.00.461  
Humidity: 65.0%  
Test Distance: 3.160m [K=1.0000]  
Remarks: LAMP: BXRH-30G10T0-C-83 Ra: 90  
LENS: PM-1082A 24R  
DRIVER: SC20W150-500CG-4W 300mA  
30minutes warm-up

## LUMINOUS INTENSITY DISTRIBUTION DIAGRAM

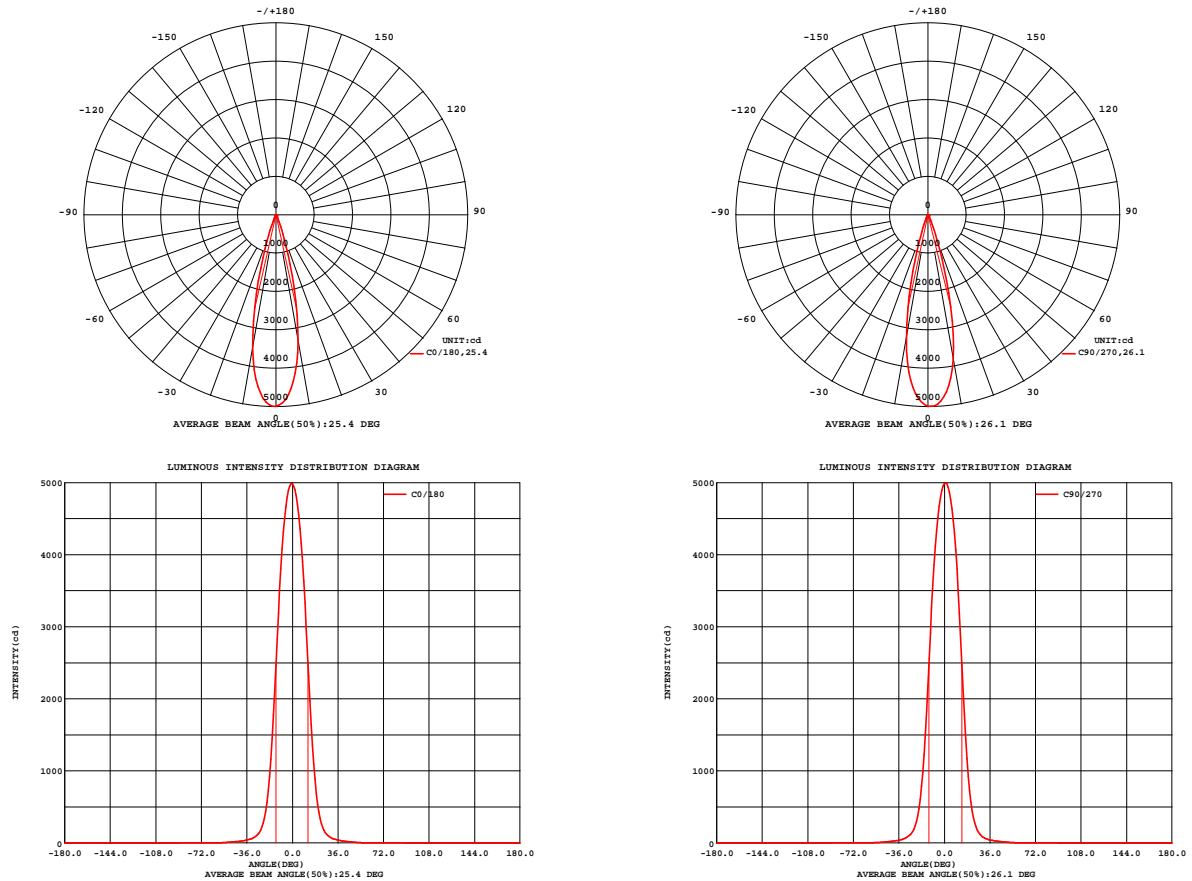


Fig. C0/C180

Fig. C90/C270

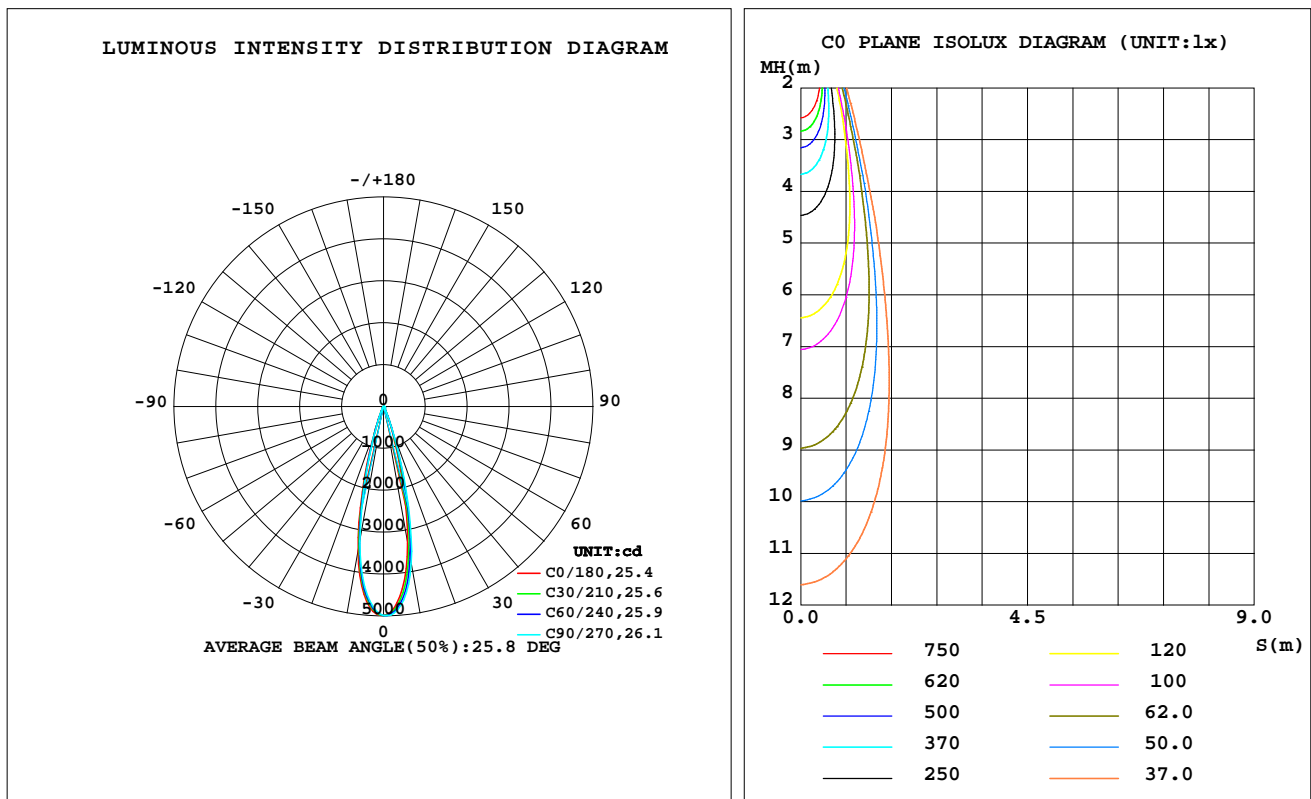
C Range: 0 - 360DEG  
C Interval: 30.0DEG  
Test Speed: HIGH  
Temperature: 25.3 °C  
Operators: zoe  
Test Date: 2024-9-12

$\gamma$  Range: 0 - 180DEG  
 $\gamma$  Interval: 1.0DEG  
Test System: EVERFINE GO-SPEX500\_V1 SYSTEM V2.00.461  
Humidity: 65.0%  
Test Distance: 3.160m [K=1.0000]  
Remarks: LAMP: BXRH-30G10T0-C-83 Ra: 90  
LENS: PM-1082A 24R  
DRIVER: SC20W150-500CG-4W 300mA  
30minutes warm-up

## LUMINAIRE PHOTOMETRIC TEST REPORT

Test:U:220.18V I:0.0593A P:11.219W PF:0.8543 Freq:49.99Hz Lamp Flux:1227.27x1 lm		
NAME: 2419.205-UA-300	TYPE:	WEIGHT:
SPEC.: 3000K	DIM.:	SERIAL No.: 2409121128
MFR.: RISE	SUR.: 0.001884785m2	Shielding Angle:

DATA OF LAMP		PHOTOMETRIC DATA Eff: 92.44 lm/W			
MODEL	Brideglux	Imax(cd)	4993	S/MH(C0/180)	0.41
NOMINAL POWER(W)	11	LOR(%)	84.5	S/MH(C90/270)	0.39
RATED VOLTAGE(V)	220	TOTAL FLUX(lm)	1037.1	$\eta$ UP,DN(C0-180)	0.0,44.7
NOMINAL FLUX(lm)	1227.27	CIE CLASS	DIRECT	$\eta$ UP,DN(C180-360)	0.0,39.8
LAMPS INSIDE	1	$\eta$ up(%)	0.0	CIBSE SHR NOM	0.00
TEST VOLTAGE(V)	220	$\eta$ down(%)	84.5	CIBSE SHR MAX	0.30



C Range: 0 - 360DEG  
C Interval: 30.0DEG  
Test Speed: HIGH  
Temperature:25.3℃  
Operators:zoe  
Test Date:2024-9-12

$\gamma$  Range: 0 - 180DEG  
 $\gamma$  Interval: 1.0DEG  
Test System:EVERFINE GO-SPEX500\_V1 SYSTEM V2.00.461  
Humidity:65.0%  
Test Distance:3.160m [K=1.0000]  
Remarks: LAMP:BXRH-30G10T0-C-83 Ra:90  
LENS:PM-1082A 24R  
DRIVER:SC20W150-500CG-4W 300mA  
30minutes warm-up

## ZONAL FLUX DIAGRAM

### ZONAL FLUX DIAGRAM:

$\gamma$	C0	C45	C90	C135	C180	C225	C270	C315	$\gamma$	$\Phi$ zone	$\Phi$ total	%lum,lamp
10	3327	3595	3807	3728	3511	3359	3260	3272	0- 10	405.6	405.6	39.1,33
20	541.5	655.7	728.1	672.8	567.8	507.4	475.9	498.1	10- 20	483.2	888.7	85.7,72.4
30	77.76	84.81	88.06	81.31	79.04	76.73	74.58	69.93	20- 30	100.6	989.4	95.4,80.6
40	27.75	28.28	29.48	27.48	28.08	27.11	26.92	26.55	30- 40	28.90	1018	98.2,83
50	9.808	9.967	10.84	10.69	10.79	10.21	9.947	9.833	40- 50	13.80	1032	99.5,84.1
60	1.385	1.491	1.589	1.759	1.493	1.401	1.479	1.161	50- 60	4.517	1037	99.9,84.5
70	0.1347	0.1324	0.1451	0.1357	0.1252	0.1121	0.1133	0.1133	60- 70	0.4276	1037	100,84.5
80	0.0680	0.0493	0.0667	0.0501	0.0549	0.0421	0.0553	0.0460	70- 80	0.0887	1037	100,84.5
90	0	0	0	0	0	0	0	0	80- 90	0.0334	1037	100,84.5
100	0	0	0	0	0	0	0	0	90-100	0	1037	100,84.5
110	0	0	0	0	0	0	0	0	100-110	0	1037	100,84.5
120	0	0	0	0	0	0	0	0	110-120	0	1037	100,84.5
130	0	0	0	0	0	0	0	0	120-130	0	1037	100,84.5
140	0	0	0	0	0	0	0	0	130-140	0	1037	100,84.5
150	0	0	0	0	0	0	0	0	140-150	0	1037	100,84.5
160	0	0	0	0	0	0	0	0	150-160	0	1037	100,84.5
170	0	0	0	0	0	0	0	0	160-170	0	1037	100,84.5
180	0	0	0	0	0	0	0	0	170-180	0	1037	100,84.5
DEG	LUMINOUS INTENSITY:cd									UNIT:lm		

C Range: 0 - 360DEG  
C Interval: 30.0DEG  
Test Speed: HIGH  
Temperature:25.3℃  
Operators:zoe  
Test Date:2024-9-12

$\gamma$  Range: 0 - 180DEG  
 $\gamma$  Interval: 1.0DEG  
Test System:EVERFINE GO-SPEX500\_V1 SYSTEM V2.00.461  
Humidity:65.0%  
Test Distance:3.160m [K=1.0000]  
Remarks: LAMP:BXRH-30G10T0-C-83 Ra:90  
LENS:PM-1082A 24R  
DRIVER:SC20W150-500CG-4W 300mA  
30minutes warm-up

### LUMINANCE LIMITATION CURVES

Test:U:220.18V I:0.0593A P:11.219W PF:0.8543 Freq:49.99Hz  
Lamp Flux:1227.27x1 lm

NAME: 2419.205-UA-300

TYPE:

WEIGHT:

SPEC.: 3000K

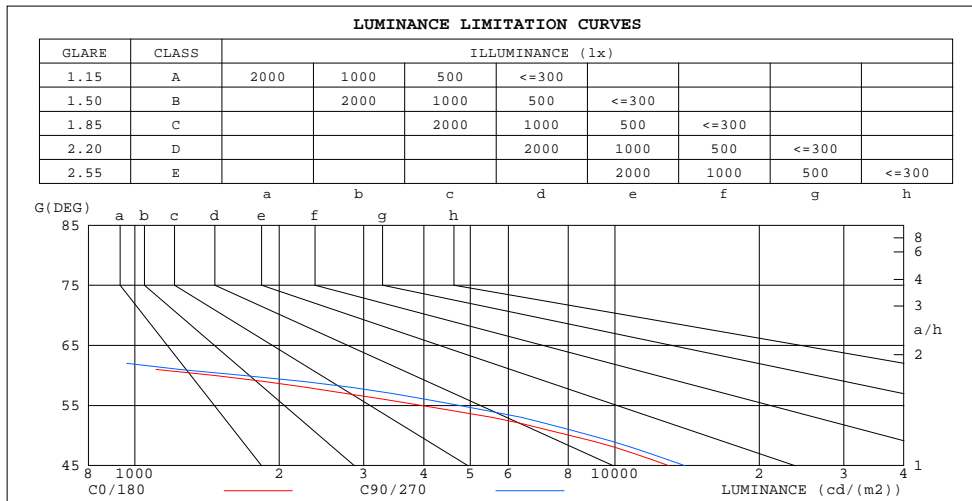
DIM.:

SERIAL No.: 2409121128

MFR.: RISE

SUR.: 0.001884785m2

Shielding Angle:



LUMINANCE cd/(m2)		
G(180)	C0/180	C90/270
85	276	270
80	208	204
75	196	199
70	209	225
65	317	333
60	1469	1686
55	3971	4760
50	8095	8950
45	12980	14011

C Range: 0 - 360DEG  
C Interval: 30.0DEG  
Test Speed: HIGH  
Temperature:25.3℃  
Operators:zoe  
Test Date:2024-9-12

γ Range: 0 - 180DEG  
γ Interval: 1.0DEG  
Test System:EVERFINE GO-SPEX500\_V1 SYSTEM V2.00.461  
Humidity:65.0%  
Test Distance:3.160m [K=1.0000]  
Remarks: LAMP:BXRH-30G10T0-C-83 Ra:90  
LENS:PM-1082A 24R  
DRIVER:SC20W150-500CG-4W 300mA  
30minutes warm-up

## CU AND LUMINAIRE BUDGETARY ESTIMATE DIAGRAM

Test:U:220.18V I:0.0593A P:11.219W PF:0.8543 Freq:49.99Hz  
Lamp Flux:1227.27x1 lm

NAME: 2419.205-UA-300

TYPE:

WEIGHT:

SPEC.: 3000K

DIM.:

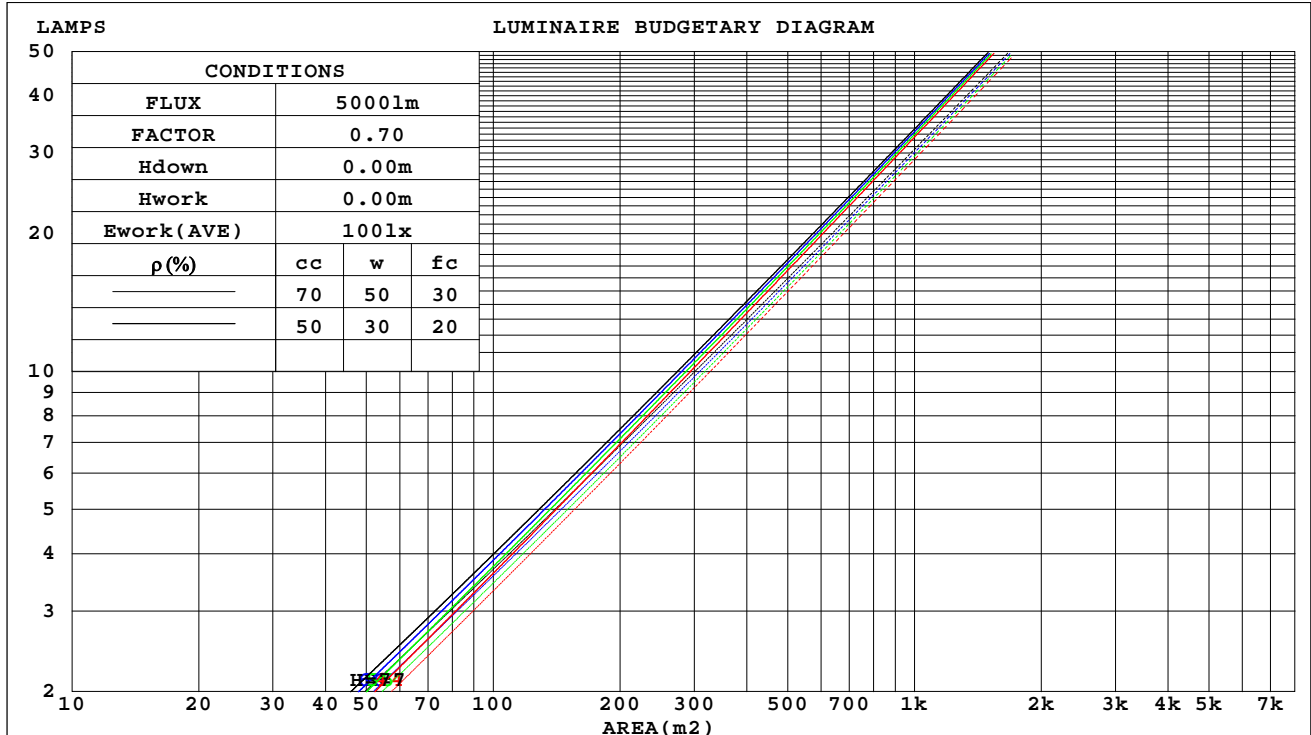
SERIAL No.: 2409121128

MFR.: RISE

SUR.: 0.001884785m2

Shielding Angle:

$\rho_{cc}$	80%			70%			50%			30%			10%			0
$\rho_w$	50%	30%	10%	50%	30%	10%	50%	30%	10%	50%	30%	10%	50%	30%	10%	0
$\rho_{fc}$	20%			20%			20%			20%			20%			0
RCR	RCR:Room Cavity Ratio															



C Range: 0 - 360DEG  
C Interval: 30.0DEG  
Test Speed: HIGH  
Temperature:25.3℃  
Operators:zoe  
Test Date:2024-9-12

$\gamma$  Range: 0 - 180DEG  
 $\gamma$  Interval: 1.0DEG  
Test System:EVERFINE GO-SPEX500\_V1 SYSTEM V2.00.461  
Humidity:65.0%  
Test Distance:3.160m [K=1.0000]  
Remarks: LAMP:BXRH-30G10T0-C-83 Ra:90  
LENS:PM-1082A 24R  
DRIVER:SC20W150-500CG-4W 300mA  
30minutes warm-up

### WEC AND CCEC

Test:U:220.18V I:0.0593A P:11.219W PF:0.8543 Freq:49.99Hz Lamp Flux:1227.27x1 lm		
NAME: 2419.205-UA-300	TYPE:	WEIGHT:
SPEC.: 3000K	DIM.:	SERIAL No.: 2409121128
MFR.: RISE	SUR.: 0.001884785m2	Shielding Angle:

pcc	80%			70%			50%			30%			10%			0
pw	50%	30%	10%	50%	30%	10%	50%	30%	10%	50%	30%	10%	50%	30%	10%	0
pfc	20%			20%			20%			20%			20%			0
RCR	RCR:Room Cavity Ratio						Wall Exitance Coefficients(WEC)									
0.0																
1.0	.112	.064	.020	.106	.061	.019	.096	.055	.018	.086	.050	.016	.077	.045	.014	
2.0	.103	.057	.017	.099	.054	.017	.090	.050	.016	.082	.046	.014	.075	.042	.013	
3.0	.096	.051	.015	.092	.049	.015	.085	.046	.014	.078	.043	.013	.072	.040	.012	
4.0	.090	.047	.014	.087	.045	.013	.081	.043	.013	.075	.040	.012	.070	.038	.012	
5.0	.084	.043	.012	.082	.042	.012	.077	.040	.012	.072	.038	.011	.067	.036	.011	
6.0	.080	.040	.011	.077	.039	.011	.073	.037	.011	.069	.036	.011	.065	.034	.010	
7.0	.076	.037	.011	.074	.037	.010	.070	.035	.010	.066	.034	.010	.063	.033	.010	
8.0	.072	.035	.010	.070	.035	.010	.067	.033	.010	.064	.032	.009	.061	.031	.009	
9.0	.069	.033	.009	.067	.033	.009	.064	.032	.009	.061	.031	.009	.059	.030	.009	
10.0	.066	.032	.009	.064	.031	.009	.062	.030	.009	.059	.029	.008	.057	.029	.008	

pcc	80%			70%			50%			30%			10%			0	
pw	50%	30%	10%	50%	30%	10%	50%	30%	10%	50%	30%	10%	50%	30%	10%	0	
pfc	20%			20%			20%			20%			20%			0	
RCR	RCR:Room Cavity Ratio						Ceiling Cavity Exitance Coefficients(CCEC)										
0.0	.161	.161	.161	.138	.138	.138	.094	.094	.094	.054	.054	.054	.017	.017	.017		
1.0	.142	.133	.125	.121	.114	.108	.083	.079	.075	.048	.046	.043	.015	.015	.014		
2.0	.126	.112	.100	.108	.097	.087	.074	.067	.060	.043	.039	.035	.014	.013	.012		
3.0	.114	.096	.081	.097	.083	.071	.067	.057	.050	.039	.033	.029	.012	.011	.010		
4.0	.103	.083	.067	.088	.071	.058	.061	.050	.041	.035	.029	.024	.011	.009	.008		
5.0	.094	.072	.056	.080	.062	.049	.055	.044	.035	.032	.026	.021	.010	.008	.007		
6.0	.086	.064	.048	.074	.055	.041	.051	.039	.029	.030	.023	.017	.010	.007	.006		
7.0	.080	.057	.041	.068	.049	.035	.047	.034	.025	.027	.020	.015	.009	.007	.005		
8.0	.074	.051	.035	.064	.044	.031	.044	.031	.022	.026	.018	.013	.008	.006	.004		
9.0	.069	.046	.031	.060	.040	.027	.041	.028	.019	.024	.017	.011	.008	.005	.004		
10.0	.065	.042	.027	.056	.036	.023	.039	.026	.017	.023	.015	.010	.007	.005	.003		

C Range: 0 - 360DEG  
C Interval: 30.0DEG  
Test Speed: HIGH  
Temperature:25.3℃  
Operators:zoe  
Test Date:2024-9-12

γ Range: 0 - 180DEG  
γ Interval: 1.0DEG  
Test System:EVERFINE GO-SPEX500\_V1 SYSTEM V2.00.461  
Humidity:65.0%  
Test Distance:3.160m [K=1.0000]  
Remarks: LAMP:BXRH-30G10T0-C-83 Ra:90  
LENS:PM-1082A 24R  
DRIVER:SC20W150-500CG-4W 300mA  
30minutes warm-up

## UGR(Unified Glare Rating) Table

Test:U:220.18V I:0.0593A P:11.219W PF:0.8543 Freq:49.99Hz Lamp Flux:1227.27x1 lm										
NAME: 2419.205-UA-300					TYPE:			WEIGHT:		
SPEC.: 3000K					DIM.:			SERIAL No.: 2409121128		
MFR.: RISE					SUR.: 0.001884785m2			Shielding Angle:		
ceiling/cavity	0.7	0.7	0.5	0.5	0.3	0.7	0.7	0.5	0.5	0.3
walls	0.5	0.3	0.5	0.3	0.3	0.5	0.3	0.5	0.3	0.3
working plane	0.2	0.2	0.2	0.2	0.2	0.2	0.2	0.2	0.2	0.2
Room dimensions	Viewed crosswise					Viewed endwise				
x = 2H y = 2H	9.4	10.0	9.6	10.1	10.3	9.7	10.3	9.9	10.5	10.6
3H	9.2	9.8	9.5	10.0	10.2	9.5	10.1	9.8	10.3	10.5
4H	9.2	9.7	9.4	9.9	10.1	9.5	10.0	9.7	10.2	10.4
6H	9.1	9.6	9.3	9.8	10.1	9.4	9.9	9.7	10.1	10.4
8H	9.0	9.5	9.3	9.8	10.0	9.3	9.8	9.6	10.1	10.3
12H	9.0	9.5	9.3	9.7	10.0	9.3	9.8	9.6	10.0	10.3
4H 2H	9.2	9.7	9.4	9.9	10.2	9.5	10.0	9.8	10.3	10.5
3H	9.0	9.5	9.3	9.8	10.0	9.3	9.8	9.6	10.1	10.3
4H	8.9	9.4	9.3	9.7	10.0	9.2	9.7	9.6	10.0	10.3
6H	8.8	9.2	9.2	9.5	9.9	9.1	9.5	9.5	9.9	10.2
8H	8.8	9.1	9.2	9.5	9.8	9.1	9.4	9.5	9.8	10.2
12H	8.7	9.1	9.1	9.4	9.8	9.0	9.4	9.4	9.7	10.1
8H 4H	8.8	9.1	9.2	9.5	9.8	9.1	9.4	9.5	9.8	10.2
6H	8.7	9.0	9.1	9.4	9.8	9.0	9.3	9.4	9.7	10.1
8H	8.6	8.9	9.0	9.3	9.7	8.9	9.2	9.3	9.6	10.0
12H	8.5	8.8	9.0	9.2	9.7	8.8	9.1	9.3	9.5	10.0
12H 4H	8.7	9.1	9.1	9.4	9.8	9.0	9.4	9.4	9.7	10.1
6H	8.6	8.9	9.0	9.3	9.7	8.9	9.2	9.3	9.6	10.0
8H	8.5	8.8	9.0	9.2	9.7	8.8	9.1	9.3	9.5	10.0
Variations with the observer position at spacings(CIE Pub.117):										
S = 1.0H	+ 2.5 / - 8.5					+ 2.6 / - 7.5				
1.5H	+ 3.4 / - 5.4					+ 3.5 / - 5.0				
2.0H	+ 5.2 / -15.7					+ 5.3 / -15.9				

CIE Pub.117, 1227 lm Total Lamp Luminous Flux Correct (8log(F/F0) = 0.7)  
Area: 0.00188479 m2

C Range: 0 - 360DEG  
C Interval: 30.0DEG  
Test Speed: HIGH  
Temperature:25.3℃  
Operators:zoe  
Test Date:2024-9-12

γ Range: 0 - 180DEG  
γ Interval: 1.0DEG  
Test System:EVERFINE GO-SPEX500\_V1 SYSTEM V2.00.461  
Humidity:65.0%  
Test Distance:3.160m [K=1.0000]  
Remarks: LAMP:BXRH-30G10T0-C-83 Ra:90  
LENS:PM-1082A 24R  
DRIVER:SC20W150-500CG-4W 300mA  
30minutes warm-up



### UTILIZATION FACTORS TABLE

Test:U:220.18V I:0.0593A P:11.219W PF:0.8543 Freq:49.99Hz Lamp Flux:1227.27x1 lm		
NAME: 2419.205-UA-300	TYPE:	WEIGHT:
SPEC.: 3000K	DIM.:	SERIAL No.: 2409121128
MFR.: RISE	SUR.: 0.001884785m2	Shielding Angle:

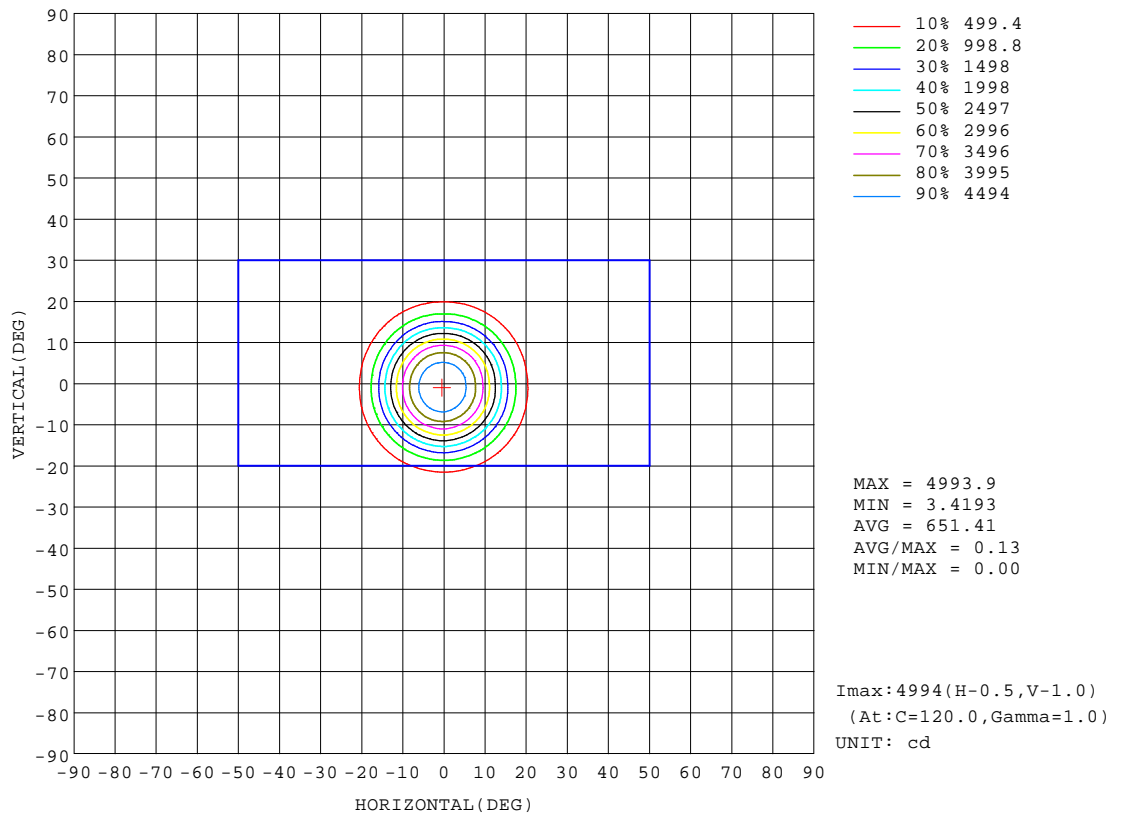
REFLECTANCE										
Ceiling	0.8	0.8	0.8	0.7	0.7	0.7	0.5	0.5	0.5	0
Walls	0.7	0.5	0.3	0.7	0.5	0.3	0.7	0.5	0.3	0
Working plane	0.2	0.2	0.2	0.2	0.2	0.2	0.2	0.2	0.2	0
ROOM INDEX	UTILIZATION FACTORS(PERCENT) $k(RI) \times RCR = 5$									
k = 0.60	76	71	69	76	71	68	75	71	68	66
0.80	82	78	75	82	78	75	81	77	75	72
1.00	86	81	79	85	81	78	84	81	78	75
1.25	89	85	82	88	84	82	86	83	81	78
1.50	91	87	85	90	87	84	88	85	83	80
2.00	93	89	87	92	89	86	89	87	85	81
2.50	94	91	89	93	90	88	90	88	86	82
3.00	95	92	90	94	91	89	91	89	88	82
4.00	97	95	93	95	93	92	92	91	89	84
5.00	98	96	95	96	94	93	93	92	91	84
ROOM INDEX	UF(total)									Direct
According to DIN EN 13032-2 2004			Suspended					SHRNOM = 1.25		

C Range: 0 - 360DEG  
C Interval: 30.0DEG  
Test Speed: HIGH  
Temperature:25.3℃  
Operators:zoe  
Test Date:2024-9-12

γ Range: 0 - 180DEG  
γ Interval: 1.0DEG  
Test System:EVERFINE GO-SPEX500\_V1 SYSTEM V2.00.461  
Humidity:65.0%  
Test Distance:3.160m [K=1.0000]  
Remarks: LAMP:BXRH-30G10T0-C-83 Ra:90  
LENS:PM-1082A 24R  
DRIVER:SC20W150-500CG-4W 300mA  
30minutes warm-up

## ISOCANDELA DIAGRAM

Test:U:220.18V I:0.0593A P:11.219W PF:0.8543 Freq:49.99Hz Lamp Flux:1227.27x1 lm		
NAME: 2419.205-UA-300	TYPE:	WEIGHT:
SPEC.: 3000K	DIM.:	SERIAL No.: 2409121128
MFR.: RISE	SUR.: 0.001884785m2	Shielding Angle:

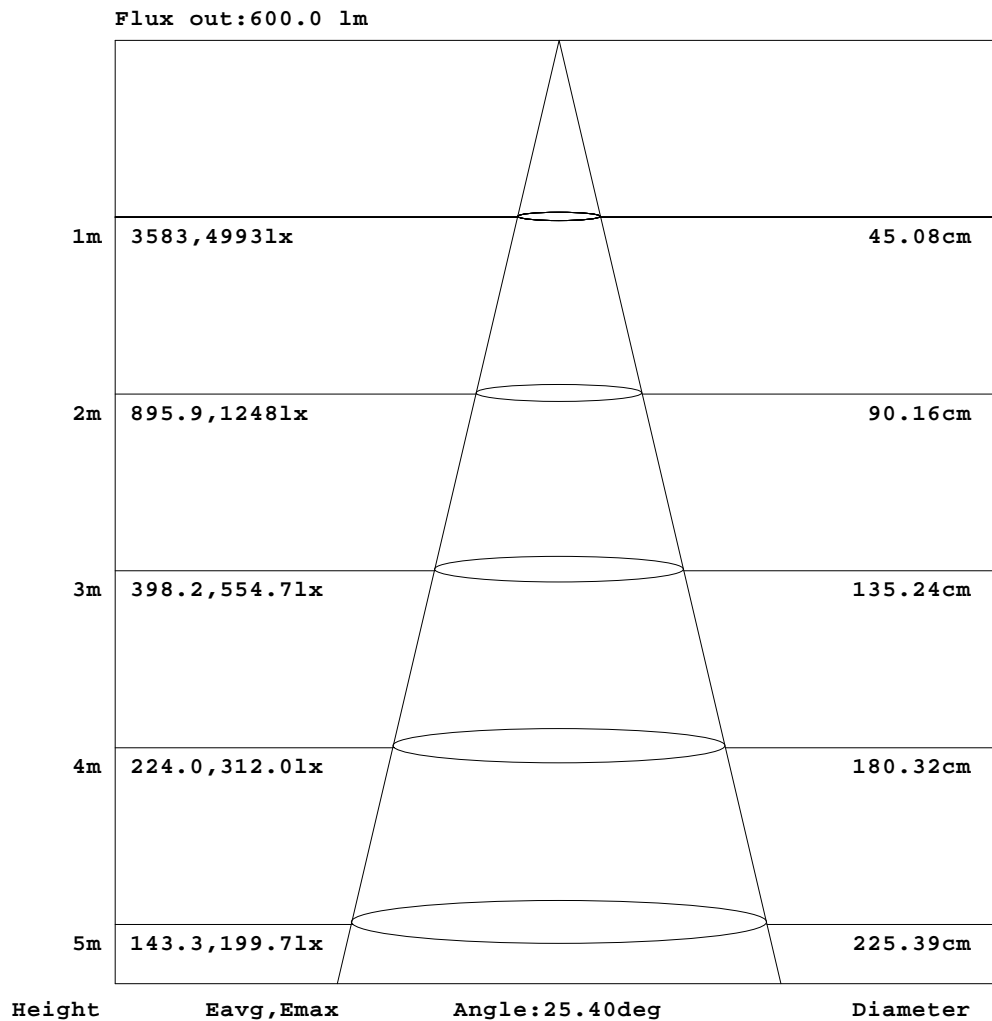


C Range: 0 - 360DEG  
C Interval: 30.0DEG  
Test Speed: HIGH  
Temperature: 25.3 °C  
Operators: zoe  
Test Date: 2024-9-12

γ Range: 0 - 180DEG  
γ Interval: 1.0DEG  
Test System: EVERFINE GO-SPEX500\_V1 SYSTEM V2.00.461  
Humidity: 65.0%  
Test Distance: 3.160m [K=1.0000]  
Remarks: LAMP: BXRH-30G10T0-C-83 Ra: 90  
LENS: PM-1082A 24R  
DRIVER: SC20W150-500CG-4W 300mA  
30minutes warm-up

## AAI Figure

Test:U:220.18V I:0.0593A P:11.219W PF:0.8543 Freq:49.99Hz Lamp Flux:1227.27x1 lm		
NAME: 2419.205-UA-300	TYPE:	WEIGHT:
SPEC.: 3000K	DIM.:	SERIAL No.: 2409121128
MFR.: RISE	SUR.: 0.001884785m2	Shielding Angle:



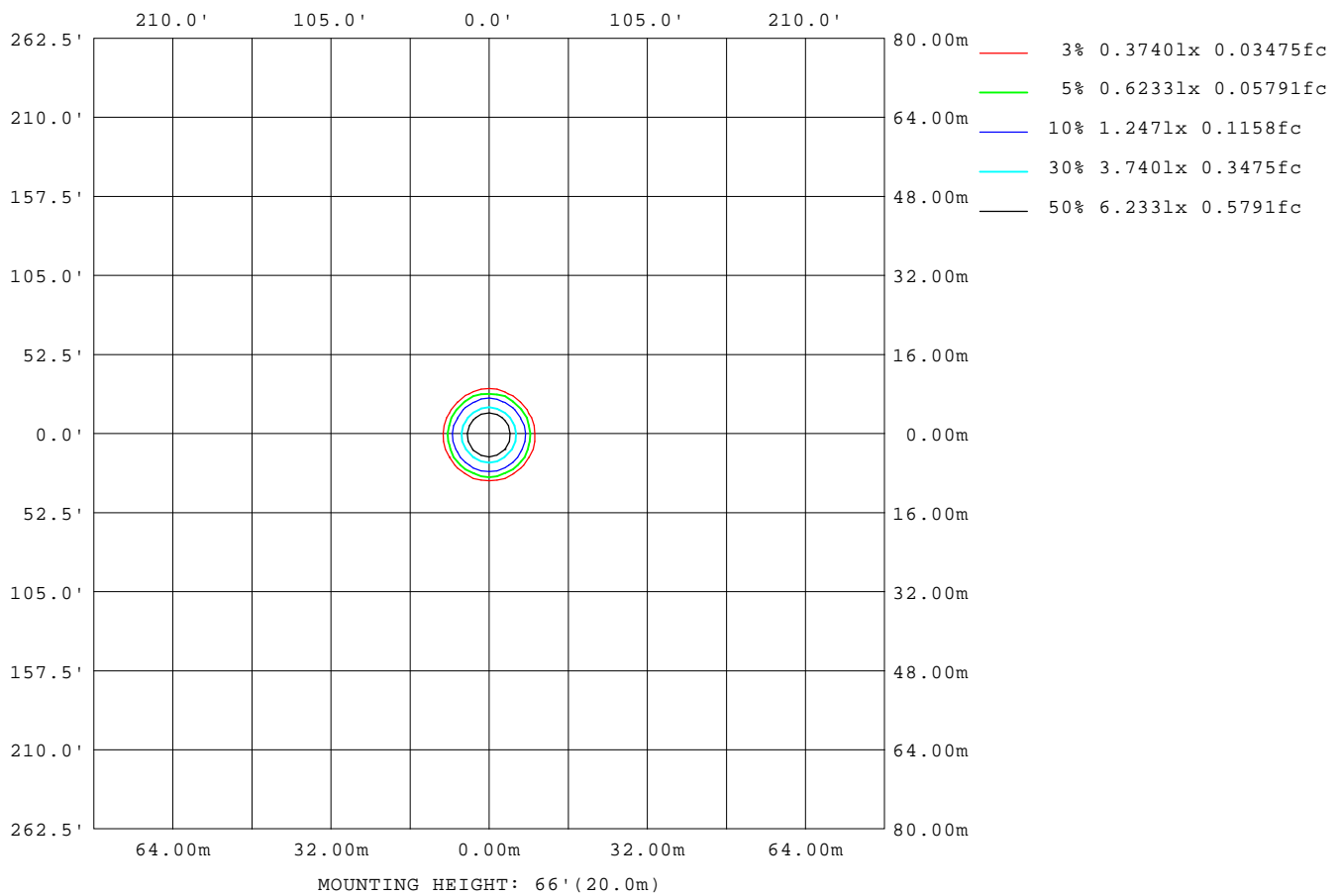
Note:The Curves indicate the illuminated area and the average illumination when the luminaire is at different distance.

C Range: 0 - 360DEG  
C Interval: 30.0DEG  
Test Speed: HIGH  
Temperature:25.3℃  
Operators:zoe  
Test Date:2024-9-12

γ Range: 0 - 180DEG  
γ Interval: 1.0DEG  
Test System:EVERFINE GO-SPEX500\_V1 SYSTEM V2.00.461  
Humidity:65.0%  
Test Distance:3.160m [K=1.0000]  
Remarks: LAMP:BXRH-30G10T0-C-83 Ra:90  
LENS:PM-1082A 24R  
DRIVER:SC20W150-500CG-4W 300mA  
30minutes warm-up

## ISOLUX DIAGRAM

Test:U:220.18V I:0.0593A P:11.219W PF:0.8543 Freq:49.99Hz Lamp Flux:1227.27x1 lm		
NAME: 2419.205-UA-300	TYPE:	WEIGHT:
SPEC.: 3000K	DIM.:	SERIAL No.: 2409121128
MFR.: RISE	SUR.: 0.001884785m2	Shielding Angle:



C Range: 0 - 360DEG  
C Interval: 30.0DEG  
Test Speed: HIGH  
Temperature:25.3 °C  
Operators:zoe  
Test Date:2024-9-12

γ Range: 0 - 180DEG  
γ Interval: 1.0DEG  
Test System:EVERFINE GO-SPEX500\_V1 SYSTEM V2.00.461  
Humidity:65.0%  
Test Distance:3.160m [K=1.0000]  
Remarks: LAMP:BXRH-30G10T0-C-83 Ra:90  
LENS:PM-1082A 24R  
DRIVER:SC20W150-500CG-4W 300mA  
30minutes warm-up

## LED Avg.L Report

Test:U:220.18V I:0.0593A P:11.219W PF:0.8543 Freq:49.99Hz Lamp Flux:1227.27x1 lm		
NAME: 2419.205-UA-300	TYPE:	WEIGHT:
SPEC.: 3000K	DIM.:	SERIAL No.: 2409121128
MFR.: RISE	SUR.: 0.001884785m2	Shielding Angle:

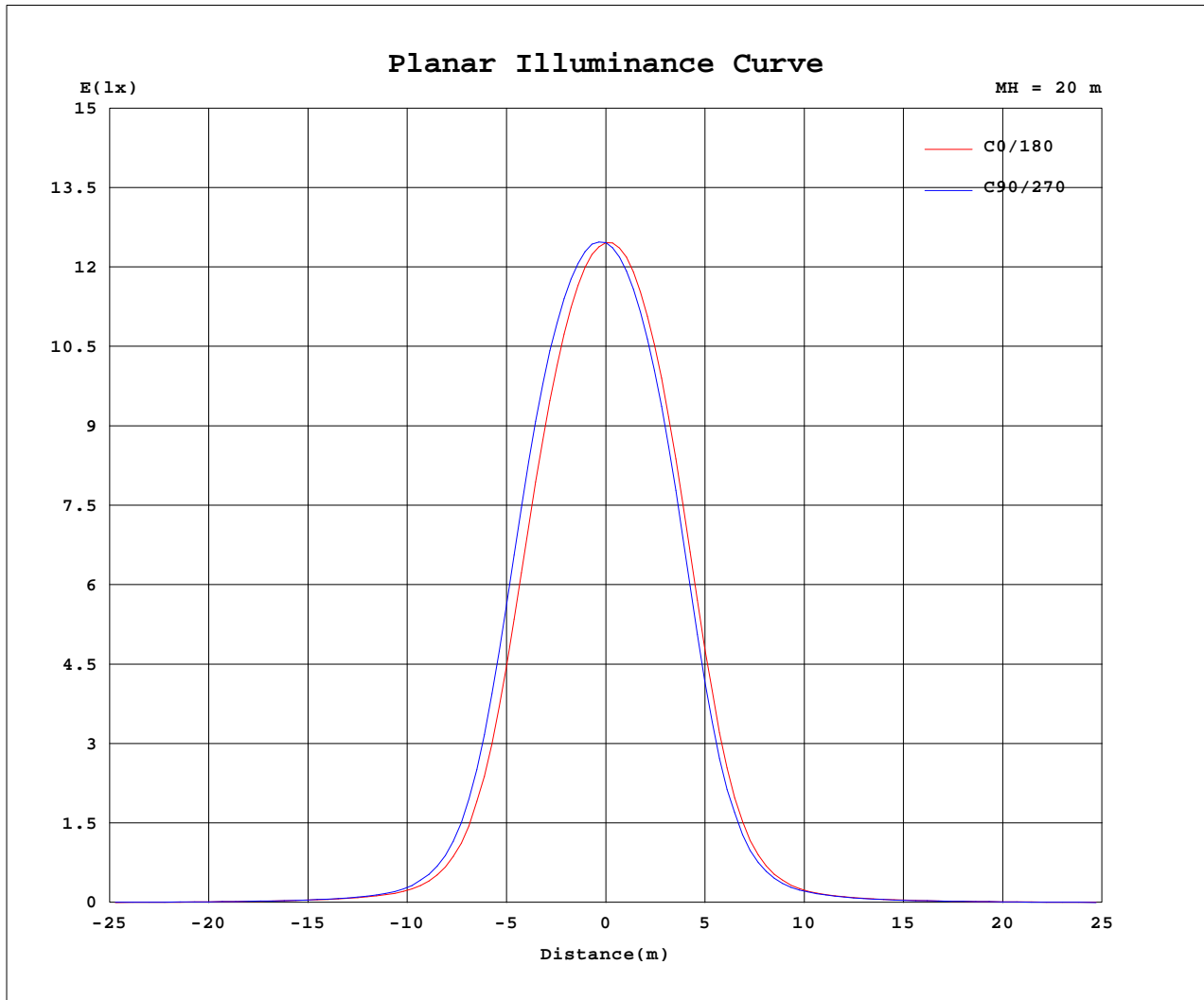
AvgL	cd/m2
L_0~180(65)av	326
L_0~180(75)av	183
L_0~180(85)av	246
L_90~270(65)av	309
L_90~270(75)av	180
L_90~270(85)av	256
L_45(65)av	311
L_45(75)av	156
L_45(85)av	136

Standard: GB/T 29293-2012

C Range: 0 - 360DEG  
C Interval: 30.0DEG  
Test Speed: HIGH  
Temperature:25.3℃  
Operators:zoe  
Test Date:2024-9-12

γ Range: 0 - 180DEG  
γ Interval: 1.0DEG  
Test System:EVERFINE GO-SPEX500\_V1 SYSTEM V2.00.461  
Humidity:65.0%  
Test Distance:3.160m [K=1.0000]  
Remarks: LAMP:BXRH-30G10T0-C-83 Ra:90  
LENS:PM-1082A 24R  
DRIVER:SC20W150-500CG-4W 300mA  
30minutes warm-up

## Planar Illuminance Curve



C Range: 0 - 360DEG  
 C Interval: 30.0DEG  
 Test Speed: HIGH  
 Temperature: 25.3 °C  
 Operators: zoe  
 Test Date: 2024-9-12

γ Range: 0 - 180DEG  
 γ Interval: 1.0DEG  
 Test System: EVERFINE GO-SPEX500\_V1 SYSTEM V2.00.461  
 Humidity: 65.0%  
 Test Distance: 3.160m [K=1.0000]  
 Remarks: LAMP: BXRH-30G10T0-C-83 Ra:90  
 LENS: PM-1082A 24R  
 DRIVER: SC20W150-500CG-4W 300mA  
 30minutes warm-up



## LUMINOUS DISTRIBUTION INTENSITY DATA

Test:U:220.18V I:0.0593A P:11.219W PF:0.8543 Freq:49.99Hz Lamp Flux:1227.27x1 lm		
NAME: 2419.205-UA-300	TYPE:	WEIGHT:
SPEC.: 3000K	DIM.:	SERIAL No.: 2409121128
MFR.: RISE	SUR.: 0.001884785m2	Shielding Angle:

Table--1

UNIT: cd

C(DEG) γ (DEG)	0	30	60	90	120	150	180	210	240	270	300	330						
0	4987	4987	4987	4987	4987	4987	4987	4987	4987	4987	4987	4987						
5	4548	4631	4710	4764	4772	4735	4665	4602	4555	4513	4508	4521						
10	3327	3508	3681	3807	3791	3665	3511	3394	3323	3260	3260	3284						
15	1644	1854	1998	2108	2075	1946	1775	1630	1577	1515	1540	1583						
20	542	627	684	728	704	641	568	516	499	476	487	509						
25	173	205	213	230	211	200	176	165	162	156	155	161						
30	77.8	82.6	87.0	88.1	83.0	79.6	79.0	76.9	76.6	74.6	69.5	70.4						
35	45.4	46.5	47.0	48.2	43.1	43.2	44.8	43.6	43.1	42.8	39.9	41.2						
40	27.7	28.0	28.6	29.5	27.4	27.6	28.1	27.4	26.8	26.9	26.4	26.7						
45	17.3	17.5	17.9	18.7	18.0	17.9	18.2	17.8	17.2	17.2	17.2	17.2						
50	9.81	9.83	10.1	10.8	10.7	10.7	10.8	10.4	10.0	9.95	9.82	9.85						
55	4.29	4.50	4.91	5.15	5.01	5.03	5.07	4.83	4.67	4.48	4.45	4.34						
60	1.38	1.51	1.48	1.59	1.79	1.73	1.49	1.30	1.50	1.48	1.16	1.16						
65	0.25	0.25	0.25	0.27	0.28	0.27	0.27	0.24	0.23	0.23	0.22	0.23						
70	0.13	0.13	0.14	0.15	0.14	0.13	0.13	0.12	0.11	0.11	0.11	0.12						
75	0.10	0.08	0.09	0.10	0.09	0.08	0.08	0.07	0.07	0.08	0.07	0.07						
80	0.07	0.05	0.05	0.07	0.05	0.05	0.05	0.04	0.04	0.06	0.04	0.05						
85	0.05	0.03	0.03	0.04	0.03	0.02	0.04	0.02	0.02	0.04	0.02	0.03						
90	0.00	0.00	0.00	0.00	0.00	0.00	0.00	0.00	0.00	0.00	0.00	0.00						
95	0.00	0.00	0.00	0.00	0.00	0.00	0.00	0.00	0.00	0.00	0.00	0.00						
100	0.00	0.00	0.00	0.00	0.00	0.00	0.00	0.00	0.00	0.00	0.00	0.00						
105	0.00	0.00	0.00	0.00	0.00	0.00	0.00	0.00	0.00	0.00	0.00	0.00						
110	0.00	0.00	0.00	0.00	0.00	0.00	0.00	0.00	0.00	0.00	0.00	0.00						
115	0.00	0.00	0.00	0.00	0.00	0.00	0.00	0.00	0.00	0.00	0.00	0.00						
120	0.00	0.00	0.00	0.00	0.00	0.00	0.00	0.00	0.00	0.00	0.00	0.00						
125	0.00	0.00	0.00	0.00	0.00	0.00	0.00	0.00	0.00	0.00	0.00	0.00						
130	0.00	0.00	0.00	0.00	0.00	0.00	0.00	0.00	0.00	0.00	0.00	0.00						
135	0.00	0.00	0.00	0.00	0.00	0.00	0.00	0.00	0.00	0.00	0.00	0.00						
140	0.00	0.00	0.00	0.00	0.00	0.00	0.00	0.00	0.00	0.00	0.00	0.00						
145	0.00	0.00	0.00	0.00	0.00	0.00	0.00	0.00	0.00	0.00	0.00	0.00						
150	0.00	0.00	0.00	0.00	0.00	0.00	0.00	0.00	0.00	0.00	0.00	0.00						
155	0.00	0.00	0.00	0.00	0.00	0.00	0.00	0.00	0.00	0.00	0.00	0.00						
160	0.00	0.00	0.00	0.00	0.00	0.00	0.00	0.00	0.00	0.00	0.00	0.00						
165	0.00	0.00	0.00	0.00	0.00	0.00	0.00	0.00	0.00	0.00	0.00	0.00						
170	0.00	0.00	0.00	0.00	0.00	0.00	0.00	0.00	0.00	0.00	0.00	0.00						
175	0.00	0.00	0.00	0.00	0.00	0.00	0.00	0.00	0.00	0.00	0.00	0.00						
180	0.00	0.00	0.00	0.00	0.00	0.00	0.00	0.00	0.00	0.00	0.00	0.00						

C Range: 0 - 360DEG  
C Interval: 30.0DEG  
Test Speed: HIGH  
Temperature:25.3℃  
Operators:zoe  
Test Date:2024-9-12

γ Range: 0 - 180DEG  
γ Interval: 1.0DEG  
Test System:EVERFINE GO-SPEX500\_V1 SYSTEM V2.00.461  
Humidity:65.0%  
Test Distance:3.160m [K=1.0000]  
Remarks: LAMP:BXRH-30G10T0-C-83 Ra:90  
LENS:PM-1082A 24R  
DRIVER:SC20W150-500CG-4W 300mA  
30minutes warm-up